



- (51) **International Patent Classification:**
H04L 12/24 (2006.01) H04L 12/26 (2006.01)
- (21) **International Application Number:**
PCT/EP2018/065212
- (22) **International Filing Date:**
08 June 2018 (08.06.2018)
- (25) **Filing Language:** English
- (26) **Publication Language:** English
- (30) **Priority Data:**
17175330.4 09 June 2017 (09.06.2017) EP
- (71) **Applicant:** BRITISH TELECOMMUNICATIONS PUBLIC LIMITED COMPANY [GB/GB]; 81 Newgate Street, London EC1A 7AJ (GB).
- (72) **Inventors:** SERVAJEAN, Maximilien; Ground Floor, Faraday Building, 1 Knightrider Street, London EC4V 5BT (GB). CHENG, Yipeng; Ground Floor, Faraday Building, 1 Knightrider Street, London EC4V 5BT (GB).
- (74) **Agent:** BRITISH TELECOMMUNICATIONS PUBLIC LIMITED COMPANY; INTELLECTUAL PROPERTY DEPARTMENT, Ground Floor, Faraday Building, 1 Knightrider Street, London EC4V 5BT (GB).
- (81) **Designated States** (unless otherwise indicated, for every kind of national protection available): AE, AG, AL, AM,

AO, AT, AU, AZ, BA, BB, BG, BH, BN, BR, BW, BY, BZ, CA, CH, CL, CN, CO, CR, CU, CZ, DE, DJ, DK, DM, DO, DZ, EC, EE, EG, ES, FI, GB, GD, GE, GH, GM, GT, HN, HR, HU, ID, IL, IN, IR, IS, JO, JP, KE, KG, KH, KN, KP, KR, KW, KZ, LA, LC, LK, LR, LS, LU, LY, MA, MD, ME, MG, MK, MN, MW, MX, MY, MZ, NA, NG, NI, NO, NZ, OM, PA, PE, PG, PH, PL, PT, QA, RO, RS, RU, RW, SA, SC, SD, SE, SG, SK, SL, SM, ST, SV, SY, TH, TJ, TM, TN, TR, TT, TZ, UA, UG, US, UZ, VC, VN, ZA, ZM, ZW.

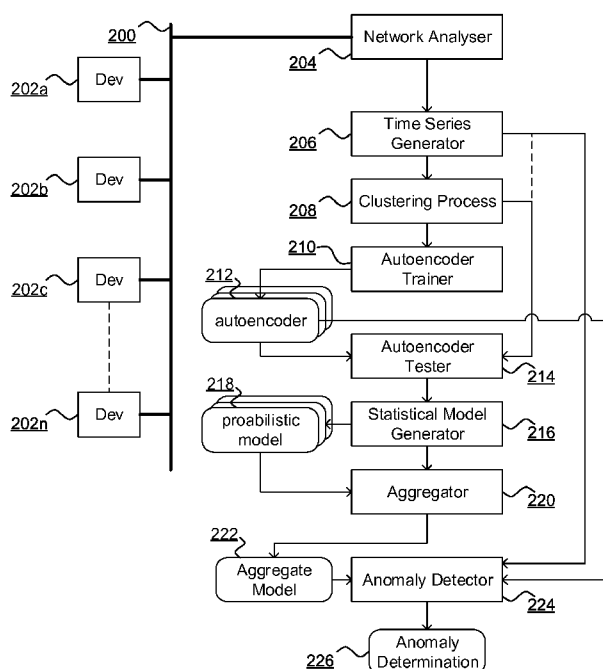
- (84) **Designated States** (unless otherwise indicated, for every kind of regional protection available): ARIPO (BW, GH, GM, KE, LR, LS, MW, MZ, NA, RW, SD, SL, ST, SZ, TZ, UG, ZM, ZW), Eurasian (AM, AZ, BY, KG, KZ, RU, TJ, TM), European (AL, AT, BE, BG, CH, CY, CZ, DE, DK, EE, ES, FI, FR, GB, GR, HR, HU, IE, IS, IT, LT, LU, LV, MC, MK, MT, NL, NO, PL, PT, RO, RS, SE, SI, SK, SM, TR), OAPI (BF, BJ, CF, CG, CI, CM, GA, GN, GQ, GW, KM, ML, MR, NE, SN, TD, TG).

Published:

— with international search report (Art. 21(3))

(54) **Title:** ANOMALY DETECTION IN COMPUTER NETWORKS

FIGURE 2



(57) **Abstract:** A method of anomaly detection for network traffic communicated by devices via a computer network, the method comprising: clustering a set of time series, each time series including a plurality of time windows of data corresponding to network communication characteristics for a device; training an autoencoder for each cluster based on time series in the cluster; generating a set of reconstruction errors for each autoencoder based on testing the autoencoder with data from time windows of at least a subset of the time series; generating a probabilistic model of reconstruction errors for each autoencoder; and generating an aggregation of the probabilistic models for, in use, detecting reconstruction errors for a time series of data corresponding to network communication characteristics for a device as anomalous.

WO 2018/224670 A1

Anomaly Detection in Computer Networks

The present invention relates to the detection of anomalies in communication on computer networks.

Increasing threats to network connected devices such as computer systems and
5 networking appliances heighten a need to identify potentially threatening, malicious, erroneous or suspicious network traffic communicated via a computer network. Such traffic can be said to be anomalous where it is not consistent with traffic arising in the normal, accepted and/or expected operation of network connected devices.

Anomaly detection largely relies on feature extraction using techniques such as principal
10 component analysis and mechanisms for learning normal network traffic characteristics, such as through the use of one-class support vector machines (SVMs). However, such models of normal traffic can suffer from overfitting relatively variable network communication (such as might be expected in the content of traffic communicated to a domain name server, for example) so reducing sensitivity to anomalies. Alternatively, such models can underfit
15 network traffic by reflecting relatively consistent traffic such that sensitivity to anomalies is excessive and includes an excessive number of false-positive determinations of anomalous traffic.

Thus, there is a need to address these challenges while improving the identification of anomalies in network traffic.

20 The present invention accordingly provides, in a first aspect, a method of anomaly detection for network traffic communicated by devices via a computer network, the method comprising: clustering a set of time series, each time series including a plurality of time windows of data corresponding to network communication characteristics for a device; training an autoencoder for each cluster based on time series in the cluster; generating a set
25 of reconstruction errors for each autoencoder based on testing the autoencoder with data from time windows of at least a subset of the time series; generating a probabilistic model of reconstruction errors for each autoencoder; and generating an aggregation of the probabilistic models for, in use, detecting reconstruction errors for a time series of data corresponding to network communication characteristics for a device as anomalous.

30 Preferably, the clusters are defined based on an autoencoder for converting each time series to a vector of features for the time series and a clustering algorithm clusters the vectors.

Preferably, the set of reconstruction errors for an autoencoder are generated based on the autoencoder processing each time series in a corresponding cluster of time series.

Preferably, the clustering are defined based on a random subdivision of the set of time series.

- 5 Preferably, the set of reconstruction errors for an autoencoder are generated based on the autoencoder processing each of the time series.

Preferably, each probabilistic model is a Gaussian model of reconstruction errors for an autoencoder.

Preferably, the aggregation of the probabilistic models is a Gaussian mixture model.

- 10 Preferably, the aggregation of the probabilistic models is a hidden Markov model.

The present invention accordingly provides, in a second aspect, a computer system including a processor and memory storing computer program code for performing the steps of the method set out above.

- The present invention accordingly provides, in a third aspect, a computer program
15 element comprising computer program code to, when loaded into a computer system and executed thereon, cause the computer to perform the steps of the method set out above.

Embodiments of the present invention will now be described, by way of example only, with reference to the accompanying drawings, in which:

- Figure 1 is a block diagram illustrating computer systems executing in virtualised
20 computing environments under control of a botnet controller;

Figure 2 is a component diagram of an arrangement for detecting anomalies in network traffic according to embodiments of the present invention; and

- Figure 3 is a flowchart of a method of anomaly detection for network traffic communicated by devices via a computer network according to embodiments of the present
25 invention.

- Figure 1 is a block diagram of a computer system suitable for the operation of embodiments of the present invention. A central processor unit (CPU) 102 is communicatively connected to a storage 104 and an input/output (I/O) interface 106 via a data bus 108. The storage 104 can be any read/write storage device such as a random
30 access memory (RAM) or a non-volatile storage device. An example of a non-volatile storage device includes a disk or tape storage device. The I/O interface 106 is an interface to devices

for the input or output of data, or for both input and output of data. Examples of I/O devices connectable to I/O interface 106 include a keyboard, a mouse, a display (such as a monitor) and a network connection.

Figure 2 is a component diagram of an arrangement for detecting anomalies in network traffic according to embodiments of the present invention. A compute network 200, such as a wired, wireless, local, wide-area or any other suitable network, has communicatively connected devices 202a-202n such as, inter alia, computer systems, network appliances, pervasive devices, sensors, detectors, virtual computer systems etc. For example, devices 202a-202n can include one or more network appliances such as: a proxy; a firewall; a domain name server (DNS); a router; a gateway; a software appliance such as an intrusion detection and/or protection service; and other such appliances as will be familiar to those skilled in the art.

In use, devices communicate via the network 200 using one or more protocols for network communication. A network analyser 204 is a hardware, software, firmware or combination component adapted to access and store information about network communication via the network 200. For example, NetFlow is a network facility developed by Cisco for collecting internet protocol (IP) traffic information and monitoring network traffic. Thus, the network analyser 204 can identify one or more of: ingress/egress interface information for a communication; source/destination network address information such as IP address information; protocol information; port information; network protocol service information; network communication metrics such as size, duration, numbers of packets, packet sizes etc.; and other information as will be apparent to those skilled in the art. Alternative network analysis methods can be employed including bespoke analysis. The network analyser 204 associates network data with a device 202a-202n connected with the network such that characteristics of the network data for the device can be determined. Example characteristics can include: a number of outgoing connections from the device; a number of distinct ports for outgoing connections; an average duration of a connection; an average number of bytes exchanged; and other characteristics as will be apparent to those skilled in the art. Such characteristics can be selected to reflect promising basis for identifying malicious, erroneous, or suspicious communications, for example.

A time series generator 206 is a hardware, software, firmware or combination component for generating a time series of network characteristics for each of a plurality of network connected devices 202. Each time series is defined by grouping network characteristics for each of a series of fixed length time windows, most preferably consecutive time windows, for each of which a set of network characteristics are identified based on the output of the

network analyser 204. Thus, a set of time series are generated, each for a different device 202, and each comprising characteristics over fixed length time windows.

A clustering process 208 is performed to cluster the set of time series into a plurality of clusters each constituting a subset of the set. In one embodiment, each cluster is defined
5 based on a random division of the set of time series. In a preferred embodiment, each cluster is defined based on an autoencoder as input to a clustering algorithm such as k-means. For example, an autoencoder can be employed to convert a time series to a feature vector on which basis clustering is performed. Thus, for the set of time series each time series can be converted to a feature vector as input to a clustering algorithm such as k-means. In this way
10 time series with common features determined by the autoencoder can be clustered together. In one embodiment, such clustering results in devices 202 having similar network communication characteristics being clustered together.

An autoencoder trainer 210 is a hardware, software, firmware or combination component for training an autoencoder 212 for each cluster defined by the clustering process 208 such
15 that each cluster has a separately trained autoencoder 212. Thus, an autoencoder 212 is trained for a cluster based on each of the time series in the cluster on a time window by time window basis. The autoencoder trainer 210 operates on the basis of time series generated as training data, such as time series defined on the basis of network communication that is known to reflect normal, typical, non-suspicious and/or safe communication unencumbered
20 by malicious, erroneous or suspicious network traffic or entities. Thus, such time series can be referred to as training time series.

Subsequently, an autoencoder tester 216, as a hardware, software, firmware or combination component, applies time series from the training time series to each autoencoder 212 to identify a set of reconstruction errors for each autoencoder 212. Thus, a
25 time series from the training time series can be processed by an autoencoder to determine an accuracy of reconstruction (by backpropagation) of the autoencoder and a deviation from an accurate reconstruction constitutes a reconstruction error. A set of reconstruction errors occurring across all of the time series processed by an autoencoder 212 is subsequently used to define a statistical model such as a probabilistic model 218 of reconstruction errors
30 for the autoencoder 212.

In one embodiment, the time series processed by an autoencoder 212 by the autoencoder tester 214 is only the time series included in a cluster corresponding to the autoencoder tester 214 (as indicated by the solid line between the clustering process 208 and the autoencoder tester 214). Such an approach is especially appropriate where each cluster is
35 defined on the basis of feature vectors defined themselves by an autoencoder process. In an

alternative embodiment, all time series in the training time series can be processed by all autoencoders 212 (as indicated by the broken line between the clustering process 208 and the autoencoder tester 214). This thus provides cross-validation whereby metrics can be evaluated for each autoencoder such as a highest/lowest reconstruction error or an
5 examination of the distribution of reconstruction errors as a basis for defining the probabilistic models 218 for each autoencoder 212.

The reconstruction error information generated by the autoencoder tester 214 is processed by a statistical model generator 216 to generate a probabilistic model 218 for each autoencoder. The statistical model generator 216 is a hardware, software, firmware or
10 combination component for generating a probabilistic model 218 for an autoencoder 212 based on a set of reconstruction errors 214 and/or some summary or characteristics of reconstruction errors provided by the autoencoder tester 214 and/or determined by the statistical model generator 216. For example, in one embodiment, a Gaussian (e.g. normal distribution) is defined each autoencoder 212 based on reconstruction error information for
15 the autoencoder 212.

Subsequently, an aggregator 220 is a hardware, software, firmware or combination component for aggregating the probabilistic models 218 into an aggregate model 222. For example, the aggregate model 222 can be a Gaussian mixture model as will be apparent to those skilled in the art. In an alternative embodiment, the statistical model generator 216 and
20 the aggregator 220 are adapted to generate a Hidden Markov Model.

The aggregate model 222 thus statistically models reconstruction errors for all autoencoders 212 for the training time series and thus can be described as modelling “normal” communication of the devices 202 via the network 200, where “normal” communication is known non-suspicious, non-malicious and/or non-erroneous
25 communication.

Subsequently, on the basis of the aggregate model 222, an anomaly detector 226 is configured to detect an anomaly in network traffic for a device 202 on the network 200. Network traffic (now in a production mode of operation, and thus not part of the traffic used for training) is accessed and/or received by the network analyser 204 and a time series (a
30 “production” time series) is generated for it by the time series generator 206. The production time series for this network traffic is then received by the anomaly detector 224 which invokes one or more autoencoders 212 for each time window of the time series to determine reconstruction errors for the traffic. The autoencoder(s) 212 invoked can be either a specific autoencoder 212 identified based on an identification of an appropriate cluster for the
35 production time series (e.g. by an application of the clustering process 208 to the time series

on the basis of the cluster definitions for the training time series) or can be all autoencoders 212. In particular, where the clustering process for training time series is based on a feature vector determined by an autoencoder, the production time series is preferably processed by an appropriate autoencoder determined based on the same clustering process (to determine 5 an appropriate cluster for the production time series).

Thus, the anomaly detector 224 determines reconstruction error(s) for the production time series (for each time window) and compares these errors with the aggregate model 222 of reconstruction errors to determine if there is a distance exceeding a predetermined threshold. Where such distance between model and actual reconstruction errors exceeds the 10 threshold then an anomaly is identified and reported. Such anomalies can trigger reactive action such as: an identification of one or more devices 202 involved in anomalous communication; preventing a device 202 from communication; disconnecting a device 202; tracking a device 202; increasing a degree of monitoring or scrutiny of a device 202; and other reactive actions as will be apparent to those skilled in the art.

15 Thus, network traffic, such as data generated by Netflow tools, can be used to generate time-series network characteristics. A multi-phase approach to anomaly detection is employed according to embodiments of the present invention. Traffic is constituted as a time-series on a per-device (e.g. host) basis for each of a series of time windows. An autoencoder can then be employed to inform a clustering algorithm (such as k-means) to separate traffic 20 into clusters. In one embodiment, such clusters can constitute sets of like-devices (e.g. workstations, routers, DNS servers and the like) such that devices having common traffic features are clustered together. Time-series data for each cluster is subsequently used to train a cluster-specific autoencoder. The time-series data for a particular device in a particular time window is processed by a corresponding autoencoder to determine a 25 reconstruction error of the autoencoder for the time-series data.

According to common understanding of those skilled in the art, a large reconstruction error could be considered an indicator of anomalous time-series data. However, this is not necessarily the case for time-series data that is unusual but normal, such as data arising from a DNS appliance. Accordingly, embodiments of the present invention employ a statistical 30 model of reconstruction errors generated by the autoencoders. For example, a Gaussian probability distribution of reconstruction errors can be applied such that multiple appliances in a cluster can generate a Gaussian, the combination of which for a plurality of clusters constitutes a Gaussian mixture model. Comparing a reconstruction error for a host in a time period with the Gaussian mixture model offers an opportunity to identify a disparity and an 35 extent of that disparity between data over consecutive time periods for a host and known

normal data represented by the Gaussians in the Gaussian mixture model. Disparity exceeding a predetermined threshold can therefore be identified as an anomaly.

Figure 3 is a flowchart of a method of anomaly detection for network traffic communicated by devices via a computer network according to embodiments of the present invention.

5 Initially, at step 302, a set of training time series is clustered by a clustering process 208. At step 304 an autoencoder 212 is trained for each cluster based on each of a plurality of time windows of each training time series in the cluster. At step 306 reconstruction errors for each autoencoder are generated based on the training time series. At step 308 a probabilistic model is generated for each autoencoder. At step 310 an aggregation of the probabilistic
10 models is generated such that, in use for production time series, reconstruction errors for the production time series can be detected as anomalous based on the aggregation of probabilistic models.

Insofar as embodiments of the invention described are implementable, at least in part, using a software-controlled programmable processing device, such as a microprocessor,
15 digital signal processor or other processing device, data processing apparatus or system, it will be appreciated that a computer program for configuring a programmable device, apparatus or system to implement the foregoing described methods is envisaged as an aspect of the present invention. The computer program may be embodied as source code or undergo compilation for implementation on a processing device, apparatus or system or may
20 be embodied as object code, for example.

Suitably, the computer program is stored on a carrier medium in machine or device readable form, for example in solid-state memory, magnetic memory such as disk or tape, optically or magneto-optically readable memory such as compact disk or digital versatile disk etc., and the processing device utilises the program or a part thereof to configure it for
25 operation. The computer program may be supplied from a remote source embodied in a communications medium such as an electronic signal, radio frequency carrier wave or optical carrier wave. Such carrier media are also envisaged as aspects of the present invention.

It will be understood by those skilled in the art that, although the present invention has been described in relation to the above described example embodiments, the invention is not
30 limited thereto and that there are many possible variations and modifications which fall within the scope of the invention.

The scope of the present invention includes any novel features or combination of features disclosed herein. The applicant hereby gives notice that new claims may be formulated to such features or combination of features during prosecution of this application or of any such

further applications derived therefrom. In particular, with reference to the appended claims, features from dependent claims may be combined with those of the independent claims and features from respective independent claims may be combined in any appropriate manner and not merely in the specific combinations enumerated in the claims.

CLAIMS

1. A method of anomaly detection for network traffic communicated by devices via a computer network, the method comprising:
 - 5 clustering a set of time series, each time series including a plurality of time windows of data corresponding to network communication characteristics for a device;
 - training an autoencoder for each cluster based on time series in the cluster;
 - generating a set of reconstruction errors for each autoencoder based on testing the autoencoder with data from time windows of at least a subset of the time series;
 - 10 generating a probabilistic model of reconstruction errors for each autoencoder; and
 - generating an aggregation of the probabilistic models for, in use, detecting reconstruction errors for a time series of data corresponding to network communication characteristics for a device as anomalous.
- 15 2. The method of claim 1 wherein the clusters are defined based on an autoencoder for converting each time series to a vector of features for the time series and a clustering algorithm clusters the vectors.
3. The method of any preceding claim wherein the set of reconstruction errors for an
20 autoencoder are generated based on the autoencoder processing each time series in a corresponding cluster of time series.
4. The method of claim 1 wherein the clustering are defined based on a random
25 subdivision of the set of time series.
5. The method of claim 4 wherein the set of reconstruction errors for an autoencoder are generated based on the autoencoder processing each of the time series.
6. The method of any preceding claim wherein each probabilistic model is a Gaussian
30 model of reconstruction errors for an autoencoder.
7. The method of claim 6 wherein the aggregation of the probabilistic models is a Gaussian mixture model.
- 35 8. The method of any of claims 1 to 5 wherein the aggregation of the probabilistic models is a hidden Markov model.

9. A computer system including a processor and memory storing computer program code for performing the steps of any preceding claim.

5

10. A computer program element comprising computer program code to, when loaded into a computer system and executed thereon, cause the computer to perform the steps of a method as claimed in any of claims 1 to 8.

10

FIGURE 1

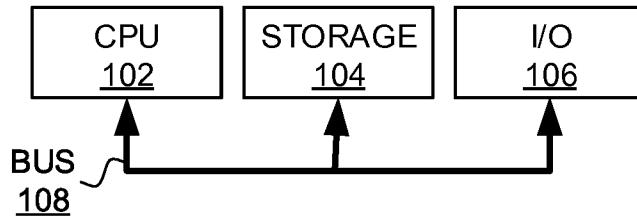


FIGURE 2

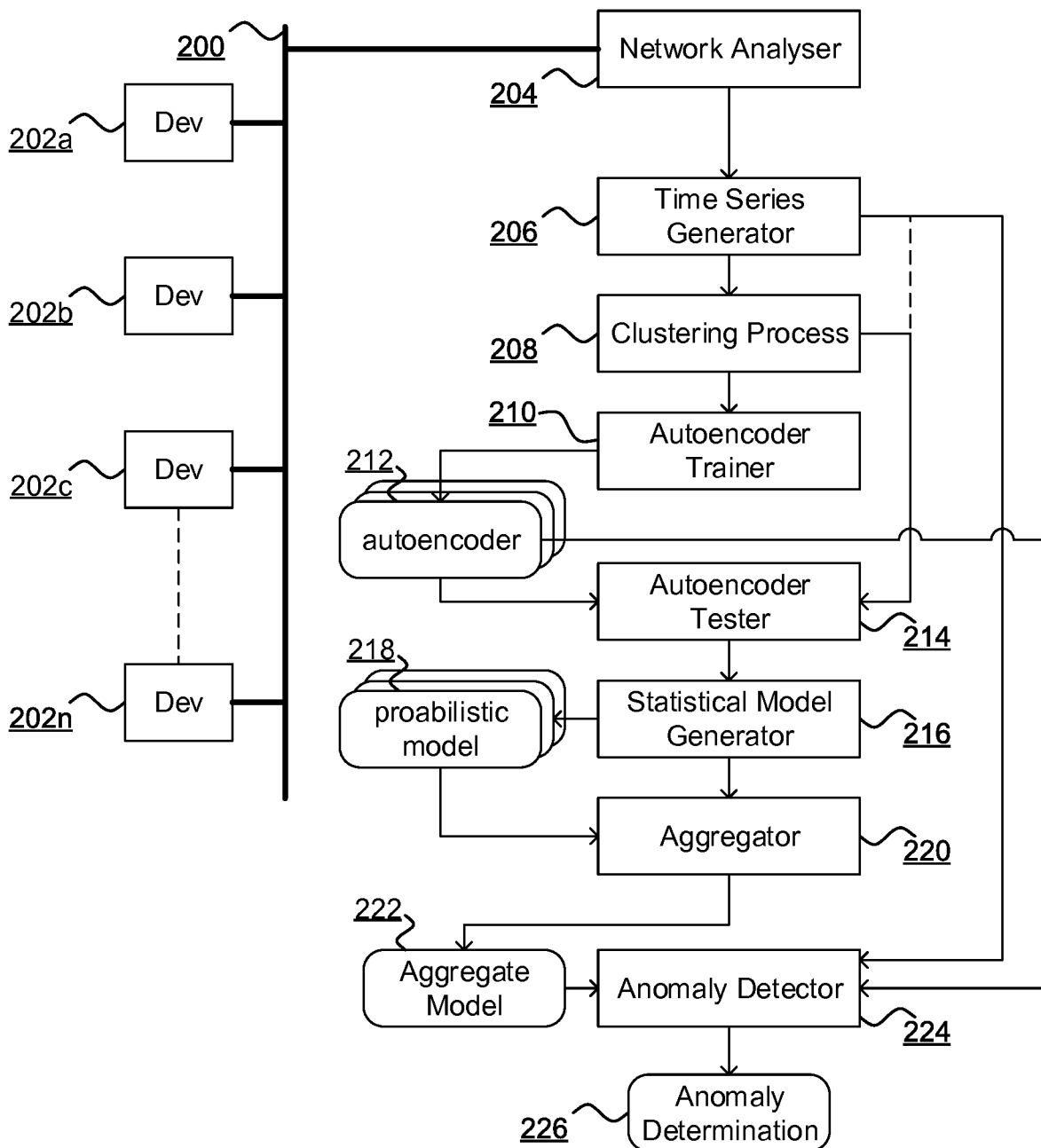
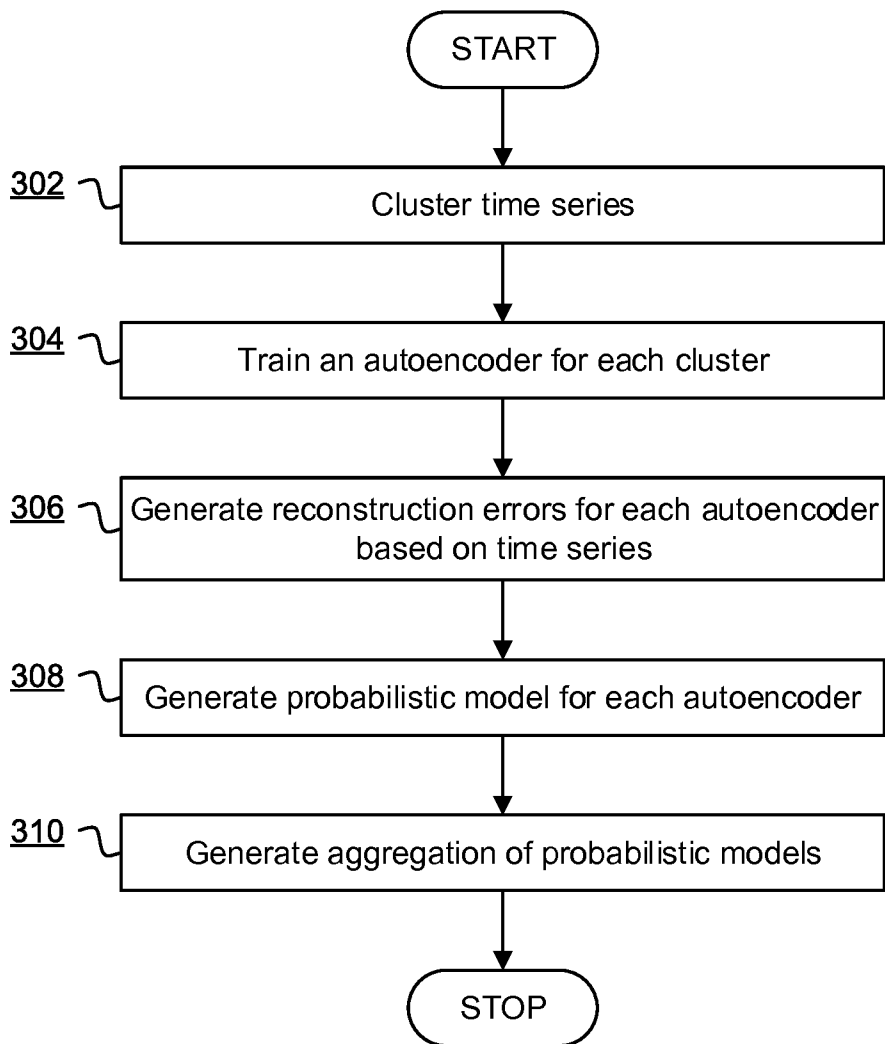


FIGURE 3

INTERNATIONAL SEARCH REPORT

International application No
PCT/EP2018/065212

A. CLASSIFICATION OF SUBJECT MATTER
INV. H04L12/24
ADD. H04L12/26

According to International Patent Classification (IPC) or to both national classification and IPC

B. FIELDS SEARCHED

Minimum documentation searched (classification system followed by classification symbols)
H04L

Documentation searched other than minimum documentation to the extent that such documents are included in the fields searched

Electronic data base consulted during the international search (name of data base and, where practicable, search terms used)
EPO-Internal, WPI Data

C. DOCUMENTS CONSIDERED TO BE RELEVANT

Category*	Citation of document, with indication, where appropriate, of the relevant passages	Relevant to claim No.
X	<p>ARAYA DANIEL B ET AL: "Collective contextual anomaly detection framework for smart buildings", 2016 INTERNATIONAL JOINT CONFERENCE ON NEURAL NETWORKS (IJCNN), IEEE, 24 July 2016 (2016-07-24), pages 511-518, XP032992208, DOI: 10.1109/IJCNN.2016.7727242 page 511, section "I. Introduction" page 512, section "III. Collective Contextual Anomaly Detection Framework (CCAD)" figure 1</p> <p style="text-align: center;">----- -/--</p>	1-10

Further documents are listed in the continuation of Box C.

See patent family annex.

* Special categories of cited documents :

- "A" document defining the general state of the art which is not considered to be of particular relevance
- "E" earlier application or patent but published on or after the international filing date
- "L" document which may throw doubts on priority claim(s) or which is cited to establish the publication date of another citation or other special reason (as specified)
- "O" document referring to an oral disclosure, use, exhibition or other means
- "P" document published prior to the international filing date but later than the priority date claimed

"T" later document published after the international filing date or priority date and not in conflict with the application but cited to understand the principle or theory underlying the invention

"X" document of particular relevance; the claimed invention cannot be considered novel or cannot be considered to involve an inventive step when the document is taken alone

"Y" document of particular relevance; the claimed invention cannot be considered to involve an inventive step when the document is combined with one or more other such documents, such combination being obvious to a person skilled in the art

"&" document member of the same patent family

Date of the actual completion of the international search 25 July 2018	Date of mailing of the international search report 03/08/2018
---	--

Name and mailing address of the ISA/ European Patent Office, P.B. 5818 Patentlaan 2 NL - 2280 HV Rijswijk Tel. (+31-70) 340-2040, Fax: (+31-70) 340-3016	Authorized officer Koch, György
--	--

INTERNATIONAL SEARCH REPORT

International application No
PCT/EP2018/065212

C(Continuation). DOCUMENTS CONSIDERED TO BE RELEVANT		
Category*	Citation of document, with indication, where appropriate, of the relevant passages	Relevant to claim No.
X	US 2016/210556 A1 (BEN SIMHON YONI YOM TOV [IL] ET AL) 21 July 2016 (2016-07-21) page 4, paragraph 49 - page 5, paragraph 66 page 8, paragraph 108 - page 9, paragraph 119 figures 1-3, 13 -----	1-10
A	JANAKIRAMAN VIJAY MANIKANDAN ET AL: "Anomaly detection in aviation data using extreme learning machines", 2016 INTERNATIONAL JOINT CONFERENCE ON NEURAL NETWORKS (IJCNN), IEEE, 24 July 2016 (2016-07-24), pages 1993-2000, XP032992410, DOI: 10.1109/IJCNN.2016.7727444 page 1994, section "A. Autoencoder Based Anomaly Detection" figure 1 -----	1-10
A	US 2010/027432 A1 (GOPALAN PREM K [US] ET AL) 4 February 2010 (2010-02-04) page 3, paragraph 62 - page 4, paragraph 65 page 4, paragraph 68 - page 5, paragraph 78 figures 1, 4, 5, 6 -----	1-10

INTERNATIONAL SEARCH REPORT

Information on patent family members

International application No

PCT/EP2018/065212

Patent document cited in search report	Publication date	Patent family member(s)	Publication date
US 2016210556	A1	21-07-2016	NONE

US 2010027432	A1	04-02-2010	US 2010027432 A1 04-02-2010
			US 2010030544 A1 04-02-2010
			US 2010031156 A1 04-02-2010
			US 2014153396 A1 05-06-2014
