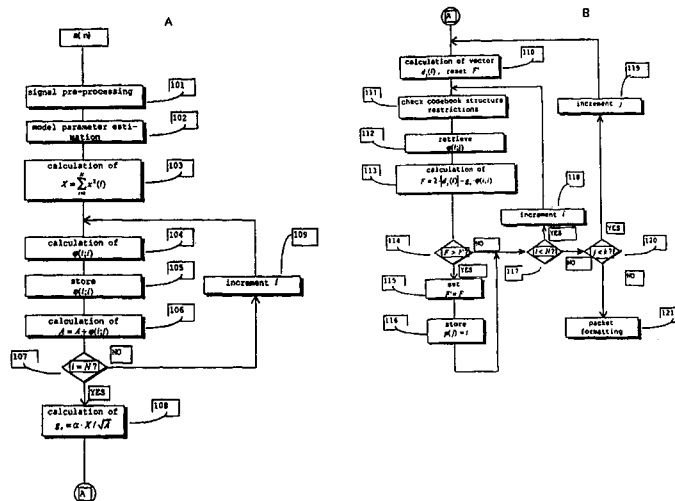




INTERNATIONAL APPLICATION PUBLISHED UNDER THE PATENT COOPERATION TREATY (PCT)

<p>(51) International Patent Classification ⁶ : G10L 9/14</p>	<p>A1</p>	<p>(11) International Publication Number: WO 99/41737 (43) International Publication Date: 19 August 1999 (19.08.99)</p>
<p>(21) International Application Number: PCT/RU98/00041 (22) International Filing Date: 17 February 1998 (17.02.98) (71) Applicant (for all designated States except US): MOTOROLA INC. [US/US]; 1301 E. Algonquin Road, Schaumburg, IL 60196 (US). (72) Inventors; and (75) Inventors/Applicants (for US only): ROZHDESTVENSKY, Jury [RU/RU]; Ryazansky pr., 87-2-57, Moscow (RU). DI-ACHENKO, Jury [RU/RU]; Sovetskaya ul., 16a-6, Voskresensk, Moskovskaya obl., 140200 (RU). (74) Agents: RYBAKOV, Vladimir M. et al.; Agency of Patent Attorneys "Ars-Patent", Shvedsky per., 2-331, P.O. Box 230, St.Petersburg, 191186 (RU).</p>		<p>(81) Designated States: JP, KR, SG, US, Eurasian patent (AM, AZ, BY, KG, KZ, MD, RU, TJ, TM), European patent (AT, BE, CH, DE, DK, ES, FI, FR, GB, GR, IE, IT, LU, MC, NL, PT, SE). Published With international search report.</p>

(54) Title: METHOD AND APPARATUS FOR HIGH SPEED DETERMINATION OF AN OPTIMUM VECTOR IN A FIXED CODEBOOK



(57) Abstract

A method for a CELP algorithm including the steps of pre-processing (101) a sampled speech $s\{n\}$ in a signal pre-processor so as to output at least a noise filtered speech output vector and a channel noise estimate, model parameter estimation (102) of the noise filtered speech output vector so as to output a prediction residual and a long term prediction gain, encoding (104 - 120) the prediction residual so as to output an adaptive codebook vector including an index of impulse response functions of a filter and a vector gain, formatting (121) the encoded speech packets, is proposed wherein the step of encoding (104 - 120) comprises in the following order the steps of determination (104 - 109) of the gain by choosing a start value close to a theoretical optimal value, and vector optimisation (110 - 120) by successive searching for an extremum of an estimate function based on a recursively corrected correlation vector. Further, a digital signal processor for processing electrical signals to determine a codebook vector and a gain of said codebook vector is provided that operates correspondingly to the method according to the invention.

FOR THE PURPOSES OF INFORMATION ONLY

Codes used to identify States party to the PCT on the front pages of pamphlets publishing international applications under the PCT.

AL	Albania	ES	Spain	LS	Lesotho	SI	Slovenia
AM	Armenia	FI	Finland	LT	Lithuania	SK	Slovakia
AT	Austria	FR	France	LU	Luxembourg	SN	Senegal
AU	Australia	GA	Gabon	LV	Latvia	SZ	Swaziland
AZ	Azerbaijan	GB	United Kingdom	MC	Monaco	TD	Chad
BA	Bosnia and Herzegovina	GE	Georgia	MD	Republic of Moldova	TG	Togo
BB	Barbados	GH	Ghana	MG	Madagascar	TJ	Tajikistan
BE	Belgium	GN	Guinea	MK	The former Yugoslav Republic of Macedonia	TM	Turkmenistan
BF	Burkina Faso	GR	Greece	ML	Mali	TR	Turkey
BG	Bulgaria	HU	Hungary	MN	Mongolia	TT	Trinidad and Tobago
BJ	Benin	IE	Ireland	MR	Mauritania	UA	Ukraine
BR	Brazil	IL	Israel	MW	Malawi	UG	Uganda
BY	Belarus	IS	Iceland	MX	Mexico	US	United States of America
CA	Canada	IT	Italy	NE	Niger	UZ	Uzbekistan
CF	Central African Republic	JP	Japan	NL	Netherlands	VN	Viet Nam
CG	Congo	KE	Kenya	NO	Norway	YU	Yugoslavia
CH	Switzerland	KG	Kyrgyzstan	NZ	New Zealand	ZW	Zimbabwe
CI	Côte d'Ivoire	KP	Democratic People's Republic of Korea	PL	Poland		
CM	Cameroon	KR	Republic of Korea	PT	Portugal		
CN	China	KZ	Kazakstan	RO	Romania		
CU	Cuba	LC	Saint Lucia	RU	Russian Federation		
CZ	Czech Republic	LI	Liechtenstein	SD	Sudan		
DE	Germany	LK	Sri Lanka	SE	Sweden		
DK	Denmark	LR	Liberia	SG	Singapore		
EE	Estonia						

**Method and Apparatus for High Speed Determination of an
Optimum Vector in a Fixed Codebook**

5

Field Of The Invention

The invention relates to a method and an apparatus for a speech coding algorithm, in particular for a code excited linear predictive (CELP) coding algorithm. CELP algorithms are utilised in two-way voice communications, e. g. between a base station and a mobile station in a cellular system. A method for a CELP algorithm includes the steps of pre-processing a sampled speech $s(n)$ in a signal pre-processor so as to output at least a noise filtered speech output vector and a channel noise estimate, model parameter estimation of the noise filtered speech output vector so as to output a prediction residual and a long term prediction gain, encoding the prediction residual so as to output an adaptive codebook vector including an index of impulse response functions of a filter and a vector gain, and formatting the encoded speech packets.

The CELP algorithm was found to provide good speech quality at intermediate bit rates, that is 4800 or 9600 bps. However, the vector quantization of the excitation signal requires an extremely high computational effort. Several suggestions have been made for speeding up the vector quantization including the use of overlapping codebook vectors.

Background Of The Invention

5 Code excited linear predictive (CELP) algorithms are described by S. Sinhal and B. S. Atal: „Improving performance of multi-pulse LPC coders at low bit rates“ in Proc. Int. Conf. Acoust., Speech, Signal Process. (San Diego), 1984, pp. 1.3.1 - 1.3.4 and by W.B. Kleijn, D. J. Krasinski, and R. H. Ketchum:
10 „Fast methods for the CELP speech coding algorithm“ in IEEE Trans. Acoust., Speech, Signal Process., Vol.38, No.8, pp. 1330 - 1342, 1990. CELP coding algorithms are utilised for processing sampled speech on a subframe by subframe basis. The spectral envelope of the speech signal is described by a filter of which
15 the coefficients are obtained using the linear prediction technique. The coefficients are quantized so that the filter can be constructed on both the transmitter and the receiver side. The filter coefficients are determined by an analysis-by-synthesis procedure. A set of such candidate excitation
20 sequences or vectors is stored in a codebook. The index of the vector producing the most accurate speech is transmitted to the receive end of the channel. The input speech on the transmitter side is regained on the receiver side by synthetic speech that is generated using the vector of which the index has been
25 transmitted.

The main task is to find an optimum vector in the codebook which describes most accurately the input speech. Fast vector quantization and excellent synthetic speech quality makes the
30 CELP algorithms attractive for speech coding applications. The implementation of the CELP algorithm in a spread spectrum digital system is described in the IS - 127 Standard "Enhanced Variable Rate Codec, Speech Service Option 3 for Wideband Spread

Spectrum Digital Systems", April 19, 1996, Section 4.5.7, "Computation of the algebraic CELP Fixed Codebook Contribution". The codebook utilised in this standard is a fixed codebook with an algebraic codebook (ACELP) structure.

5

In order to find the optimum codevector in the algebraic codebook the ACELP codebook is searched by minimising the mean-squared error (MSE) between the weighted input speech and the weighted synthesis speech. In other words, the codebook is
10 searched by maximising the term

$$T_k = \frac{C_k^2}{E_k} ,$$

where C_k is the correlation of the impulse response and the
15 perceptual domain target signal and E_k is the energy or covariance of the impulse response of the codebook vector, both at position k . The codebook vector is a series of unit pulses, each pulse being at an appropriate position in the codebook and having an appropriately chosen sign.

20

In order to determine the optimum algebraic codebook vector the correlation and energy terms should be computed for all possible combinations of pulse positions and signs. This, however, is a prohibitive task. In order to simplify the search,
25 two strategies for searching the pulse signs and positions as explained below are used.

The pulse signs are pre-set (outside the closed loop search) by considering the sign of an appropriate reference
30 signal. Amplitudes are pre-set by setting the amplitude of a pulse at a position equal to the sign of the reference signal at

that position. With this "new" components a modified correlation C_k' and a modified energy E_k' is calculated.

5 Having pre-set the pulse amplitudes as explained above the optimum pulse positions are determined using an efficient non-exhaustive analysis-by-synthesis search technique. In this technique the term T_k is tested for a small percentage of position combinations using an iterative "depth-first" tree search strategy.

10

Once the positions and signs of the excitation pulses are determined, the "new" codebook vector is built as a series of unit pulses, each pulse being at a "new" position in the codebook.

15

The gain of the fixed codebook vector is determined afterwards by:

$$g_c = \frac{C_k}{E_k}.$$

20

This fixed codebook search algorithm as proposed in the IS - 127 Standard has the following disadvantages:

The term $T_k = \frac{C_k^2}{E_k}$ is a non-linear multidimensional multi-
25 extremum function. The task of searching for an extremum of this non-linear multidimensional multi-extremum function is solved in a combinatorial way that can result in finding a local extremum rather than a global one, when the available computational performance is limited.

30

The computation of the minimising function is very time consuming and necessitates a large number of computation cycles. Namely, the fixed codebook search method as proposed in the IS-127 Standard assumes a linear search for pulse positions in each track and requires 1144 calculations. Moreover, the evaluation of T_k includes a division operation that augments considerably the complexity of the algorithm.

Thus, there is a need for a method and an apparatus for a CELP algorithm which is faster than the prior art implementations and which is less expensive in terms of computational cycles, which however maintains the maximum achievable accuracy.

15

Summary Of The Invention

The underlying problem of the invention is solved basically by applying the feature laid down in the independent claims. Preferred embodiments are given in the dependent claims.

20

The need for improved efficiency of a fast multi-pulse coding algorithm for speech residuals on frames with a constant length is met by the present invention. The method and apparatus according to the present invention as set forth in claim 1 and claim 8, respectively, provide for a fast convergence of the algorithm such that the optimum vector may be searched for more efficiently than with the prior art.

25

30

The basic idea underlying the invention is the decomposition of the task of finding an optimum codebook vector into two sub-tasks:

calculation of the amplitude gains for the coding pulses
(first stage);

computation of the optimum sample positions for the coding
pulses (second stage).

5

It should be noted that the calculation sequence according
to the present invention is reverse to the one that is described
in the prior art according to the IS-127 Standard.

10

The method according to the invention permits to reduce the
multidimensional multi-extremum non-linear task of searching for
optimum coding pulse positions of a discrete source signal to an
optimum extremum search task with a multidimensional square form
that is minimised sequentially for every pulse. This decreases
15 essentially the computation time and provides a higher coding
accuracy.

At the first stage the optimum codevector gain "g_c" is
determined according to the equation:

20

$$g_c = a \sqrt{\frac{\sum_{i=1}^N [x(i)]^2}{\sum_{i=1}^N i \cdot [h(N-i+1)]^2}}$$

where x is a source discrete signal (perceptual domain
target signal vector),

25

h is a special function (impulse response of the filter),
a is an experimentally determined weighting coefficient,
and

N is a subframe length.

An optimum value for the weighting coefficient "a" is experimentally determined for an appropriate function "h" and a given number "n" of non-zero code-vector components. For n = 8 and an impulse response of a weighting synthesis filter "h_{wq}" the value a = 2 has been obtained.

In the second stage the sequential search for optimum positions of the coding pulses is performed. The n code-vector components at the positions $p(j) \in \{1, \dots, N\}$, $j = 1 \dots n$, are sequentially searched for by maximising an estimate function, $F(p(j))$, which determines the contribution of the j-th pulse to a speech signal residual:

$$F(p(j)) = \max_{(l, l)} \{ 2 |d_j(p(j))| - g_c \varphi(p(j), p(j)) \},$$

15

for $p(j) = 1, \dots, N$ and $j = 1, \dots, n$,

where $\varphi(l, m) = \sum_{k=\max(l, m)}^N h(k-l) \cdot h(k-m)$, which is the covariance

array of all impulse response functions h of the filter. Here

20

$$d_{j+1}(i) = d_j(i) - \text{sign}(d_j(p(j))) g_c \varphi(i, p(j)),$$

where $d_1 = \sum_{k=i}^N x(k) \cdot h(k-i)$ is the original cross-correlation vector of the impulse response function and the source discrete signal for $j = 1$.

25

Brief Description Of The Drawings

30

Figs. 1a and 1b are flow charts of a particular implementation of the invention incorporating a particular application of an approximation strategy for the gain evaluation;

5

Fig. 2 shows a block diagram of a computer hardware implementation of the invention.

10

Best Mode For Carrying Out The Invention

For the detailed description of embodiments according to the invention reference is made to the designations in IS-127 Standard (Edit version 6, TR-45): MSE is a mean square error of deviation of the fixed codebook search target vector, x_w , from the fixed codebook contribution in a subframe; SNR is the signal-to-noise ratio, in dB, with the modified (shifted) original speech signal, s_w , used as a processed signal and the difference between it and the reconstructed with the aid of adaptive and fixed codebooks considered as a noise; mean SNR is an SNR averaged on a speech fragment and computed as a mean SNR value for all frames transmitted at a rate of 9600 bps and at a rate of 4800 bps, named Rate 1 and Rate 1/2, respectively. All $p(j)$ are distributed over 5 tracks T0...T4. Three of the tracks are allocated 2 of the 8 non-zero pulses each, two of the tracks are allocated 1 of the 8 pulses each. The two tracks with 1 pulse each are cyclically adjacent to each other, i. e. track 3 and track 4 may contain 1 pulse each, track 4 and track 0 may contain 1 pulse each and so on.

30

The general task as it is determined by the fixed codebook structure according to the IS-127 Standard is formulated for

Rate 1 as follows: A vector $p(j)$, $j=1..8$, and a gain g_c is to be found which satisfies the equation

$$F(g_c; \vec{p}) = \min \sum_{i=1}^N \left[x_w(i) - g_c \sum_{j=1}^8 h_{wq}(i - p(j)) \right]^2$$

5

under the restrictions as defined by a fixed codebook structure as well as by the following conditions:

$$\begin{aligned} g_c &> 0, \\ 0 &\leq p(j) \leq 54, & j &= 1..8, \\ p(j) &\neq p(k), & j, k &= 1..8, \\ h_{wq}(j - p(j)) &= 0, & j - p(j) &< 0. \end{aligned}$$

10

where N is a subframe size.

This is a typical task of an extremum search for a multidimensional function with a complex boundary of the area of permissible solutions. The function being minimised is a non-linear 9-order function having in general more than one extremum. The restrictions form a non-linear boundary of the area of permissible solutions so that the number of local extrema is additionally increased and the search for a global extremum becomes even more complicated. The search for a real minimum of the MSE of the encoding of a discrete signal obtained by subtracting the adaptive codebook output from the modified (shifted with respect to the RCELP-algorithm) original residual may thus be unsuccessful.

25

The first step in the method according to the invention is the calculation of the gain.

In a first embodiment of the invention the gain is taken to be

$$g_c \sim X ,$$

5

where $X^2 = \sum_{i=1}^N x_w^2(i)$ is the energy of the source discrete

signal. In other words, the optimal value of g_c is taken to be proportional to the mean-squared amplitude of signal x_w in a subframe. The energy of the source discrete signal is compared to the trace of the covariance matrix of the impulse response functions of the filter. In other words, the summation of all diagonal covariance terms is carried out so as to yield a gain g_c :

15

$$g_c = \alpha \cdot \frac{X}{\sqrt{\sum_{i=1}^N \varphi(i,i)}} .$$

This gain calculation is shown in Fig. 1a. After pre-processing of the signal $s\{n\}$ in step 101 and estimation of model parameters in step 102 the energy X of the pre-processed speech signal is calculated in step 103. In the loop 104 through 109 the diagonal elements of the covariance matrix are determined. At step 104 a first diagonal element $\varphi(i,i)$ is calculated, namely $\varphi(1,1)$. It is stored in a memory for later purposes, step 105. Further, at step 106 the value $\varphi(i,i)$ is added to a value A so as to yield eventually the trace of the covariance matrix:

$$A = A + \varphi(i,i)$$

This iteration is repeated until $i = N$. In other words, the process branches back to step 104 in order to calculate the next $\varphi(i,i)$ as long as $i < N$ and exits the loop at step 107 when $i = N$ and the calculation of the trace is completed.

5

With the value of X from step 103 and the value of A from step 106 the gain of the codevector is calculated according to

$$g_c = \alpha \cdot \frac{X}{\sqrt{\sum_{i=1}^N \varphi(i,i)}} = \alpha \cdot \frac{X}{\sqrt{A}},$$

10

where α is a coefficient which is to be adapted to the speech residual and A is a mere and temporary substitute for the trace of the covariance matrix of the subframe under consideration.

15

A particular advantage of the above embodiment is its comparatively low computational effort. Although the covariance terms $\varphi(i,i)$ have to be computed for all pulse positions in a subframe ($N = 53$ or 54 in the IS-127 standard) this does not
20 augment the overall computational effort since the diagonal terms are available for further computations which will be described below.

Other implementations which may be faster than the above
25 embodiment, however on the expense of accuracy of the gain computation, have been devised and implemented in further embodiments (not shown) of the invention by the inventors.

It was found by the inventors that satisfying results can
30 already be achieved by an approximation that a particular simple modification of the first implementation of the method according

to the invention can be realised for determination of g_c : the first embodiment relies - save for the discrete source signal and the subframe length - exclusively on the covariance of the first diagonal term in the covariance matrix, i. e. on $\varphi(1,1)$.

5 This first term of the covariance matrix is "expanded" by multiplication with N , the subframe length, and is then compared to the mean squared source signal X . The gain can thus be written:

$$10 \quad g_c = \alpha \cdot \frac{X}{\sqrt{N \cdot \varphi(1,1)}}$$

with α being a proportional coefficient. With this implementation the calculation of diagonal elements is reduced to only one. The advantage of this embodiment is that the
15 calculation of all the other covariance terms in the subframe is obsolete.

In a further one of these embodiments (not shown) of the invention the gain is expressed by the simple equation:

20

$$g_c = \alpha \cdot \sqrt{\frac{X^2}{N}},$$

where α is a constant coefficient and N is the subframe length. However, this approach is only admissible for

25 $X^2 \gg F_{\min}(g_c; \vec{p}_{opt})$. But this precondition holds in most of the sampled speech residuals. An analysis of the gain as evaluated by this approach shows that a high accuracy of the approximation is achievable.

In another implementation (not shown) of the invention it is assumed that the first pulse contains up to 70% of information. Thus the first pulse is a main candidate for the g_c calculation. Since, however, the value of g_c exceeds the optimal value, if it is determined on the first pulse only, more pulses
 5 are taken into account. The according relation of this gain calculation implementation is given by:

$$g_c = a \cdot g_{c1} + \sum_{i=2}^k g_{ci} ,$$

10

where: g_{ci} is the gain g_c for i -th pulse, k is the number of pulses for the g_c determination, a is the weighting coefficient of the first pulse.

15

The influence of the first pulse on the SNR has experimentally been investigated with different speech signals and numbers of pulses. It was found by the inventors that a number of $k = 8$ pulses would give the best results. The MSE could be reduced to 30%.

20

In order to improve the accuracy of the determination of the gain g_c over the last embodiment, the influence of the covariance of the impulse response functions is taken into account. The corresponding implementation relies on the weighted
 25 first pulse and the mean-squared amplitude X^2 of the signal in a subframe:

$$g_c = a \cdot g_{c1} + b \cdot \sqrt{X^2 / N} ,$$

30

where a , b are weighting coefficients and g_{c1} is the first pulse amplitude. The advantage of this embodiment is its low computational complexity with a high degree of accuracy of the

gain since the consideration of the covariance of the impulse response functions leads to different optimised sets of coefficients a and b for diverse speech fragments.

5 A comparative analysis of these algorithms shows excellent results for all the above algorithms. However, the first algorithm necessitates the largest computational effort. In general, the above algorithms, that take the changes of the impulse response function covariance into account, require
 10 additional computational effort. However, this is compensated by the fact that a part of the calculated terms is needed for the vector search anyway, that will be explained below. So the computational effort is only shifted from the vector search to the gain computation and would not increase dramatically due to
 15 the fact that a part of the results of the gain computation is also available for the vector search.

Having completed the evaluation of the gain the method proceeds at „A“ in Fig. 1a with finding the optimum vector
 20 $\{p(j), j = 1, \dots, 8\}$, where 8 is the maximum number of vector components in the IS-127 system.

This search is performed in a particular embodiment of the method by a sequential variant of the multi-pulse coding method
 25 for the excitation residual. Under consideration of the diagonal terms in the covariance matrix only the function which is to be minimised can be written in the form:

$$F(g_c; p(j)) = \min_{p(j)} \left[\sum_{i=1}^N x_w^2(i) - \frac{d_j^2(p(j))}{\varphi[p(j); p(j)]} \right], \quad j = 1..8,$$

30

where $d_j(p(j)) = \sum_{k=p(j)}^N x_w(k) \cdot h(k-p(j))$ is the correlation for the pulse position $p(j)$,

and $\varphi(p(j); p(j)) = \sum_{k=p(j)}^N h(k-p(j)) \cdot h(k-p(j))$ is the covariance for the pulse position $p(j)$.

5

The sign of the pulse $p(j)$ is defined by the equation:

$$\text{Sign}(p(j)) = \text{Sign}(d_j(p(j)))$$

10

In a next step the cross-correlation vector, d_j , is corrected on the basis of $p(j-1)$, which was determined previously:

$$d_j[i] = d_j[i] - g_c \cdot \text{Sign}(p(j-1)) \cdot \varphi[i; p(j-1)], \quad i = 1 \dots N,$$

15

where g_c is the gain that was determined in the gain calculation sequence above. By sequentially repeating the calculation procedure of the last three equations the pulse position $p(j)$ is optimised before proceeding with the pulse position $p(j+1)$.

20

The implementation of this procedure is shown in Fig. 1b. The above task

$$25 \quad F(g_c; p(j)) = \min_{p(j)} \left[\sum_{i=1}^N x_w^2(i) - \frac{d_j^2(p(j))}{\varphi[p(j); p(j)]} \right], \quad j = 1 \dots 8,$$

is equivalent to finding the maximum of the function

$$F(p(j)) = \max_{p(j)} \{ 2 |d_j(p(j))| - g_c \varphi(p(j), p(j)) \},$$

for $p(j) \in \{1, \dots, N\}$ and $j = 1, \dots, k$, where $k = 8$ in the IS-127 standard.

5

At the first step of the vector finding procedure the correlation of speech residual and impulse response function $d_j(i)$ is calculated (step 110) and a variable F' for temporarily storing the currently best value of the maximised criterion F is reset. Although not explicitly mentioned in Fig. 1b also non-diagonal terms $\varphi(i, j)$ are determined at step 110 which are required for correlation vector correction for $j=2, \dots, 8$. At the next step 111 the fixed codebook structure restrictions are checked, and if they are violated the procedure branches to step 15 117. At the step 112 the covariance terms $\varphi(i, i)$ are retrieved from the memory which were calculated in the course of the gain computation above.

With the values of the gain g_c , the correlation vector $d_j(i)$ and the covariance vector $\varphi(i, i)$ an estimate function F is calculated in step 113. The value of F is compared to a value F' , which was determined previously. In case the last evaluated value of F is greater than the previous F' the new value is stored in a memory at step 115, the value of $p(j)=i$ is stored in a memory at step 116 and the procedure proceeds at step 117. At 25 step 117 it is checked whether or not all sample positions in a subframe are estimated. If not the procedure proceeds after the query in step 117 at step 111 with an incremented i (step 118). If all sample positions have been estimated the search procedure checks at step 120 whether or not the evaluation of all vector 30 components is completed. If so the procedure of finding the optimum codevector is finished for the subframe under

consideration and at step 121 the packet is formatted for the transmission to the receiver side of the channel. If the evaluation of the vector components is not yet completed the procedure proceeds after the query in step 120 at step 110 with an incremented j (step 119).

The method according to the invention has several advantages over the prior art: The vector $1/\varphi(i,i)$ needs only be calculated once per subframe. Hereby the computational effort of the search procedure for an optimum vector is significantly reduced. The number of non-diagonal elements in a covariance array $\varphi(i,j)$ to be calculated is reduced to seven rows (out of 54) of the covariance array; it is not necessary to calculate all non-diagonal rows of the covariance array (54) as with the prior art. The number of cycles of the criterion calculation is restricted to the number of pulses multiplied by the subframe length (e. g. $8 * 54 = 432$), whereas the number of necessary cycles with the prior art (IS-127 Standard) is 1144 (for a combinatorial successive search which necessitates four iterations through the fixed codebook structure). But, in fact, the search according to the method of the present invention can be truncated after a number of cycles that is essentially less. The fixed codebook structure restrictions for the pulses are checked only after four pulses have been found. The sign of pulses is determined automatically avoiding thus additional filtering of the speech residual signal x_w and computation of a reference vector on each subframe. By correcting the largest MSE deviations consecutively, the method according to the invention converges very fast. Thus, both global and local extrema are found at the boundary which are close to the global one.

The inventors found an increase of the mean SNR value of up to 0.7 dB with the method according to the invention for the

most part of test speech fragments. Further, the computational complexity was found to be smaller by factor 2-3 than with the prior art algorithm implementations. This was attributed to the successive search of the code vector components with the

5. recursive calculation (correction) of the vector $d_j(i)$, $i=1\dots N$, before searching for each component.

The real gain corresponding to the code vector found can be computed (as in IS-127) instead of using the calculated g_c . This slightly improves the synthesised speech quality, but requires

10 some additional computational efforts.

Fig. 2 illustrates a hardware implementation of the present invention. A computer program for the implementation of the present invention may be stored in a program memory 202 which is

15 preferably a ROM. Other memory 211 (RAM) is necessary for temporarily storing the values of correlation terms ($d_j(i)$), covariance terms ($\varphi(i,i)$ and $\varphi(p(i);p(j))$), source discrete signal energy (X) and gain (g_c). In the ALU 203 the calculations of the various formulas above are performed where the status register

20 204 indicates the status of the ALU 203 to other components. All components of the hardware implementation are coupled through a data bus 210. The result of the search for the optimum vector is also output via the data bus 210.

25

In this description the rate was not considered because it does not affect the computations of gain and optimum codebook vector according to the invention. However, it is obvious to those skilled in the art that the rate is determined in

30 accordance with the noise on the channel and with the signal energy estimate.

Claims:

1. A method for a CELP algorithm including the steps of:
5 pre-processing (101) a sampled speech $s\{n\}$ in a signal pre-processor so as to output at least a noise filtered speech output vector and a channel noise estimate,
model parameter estimation (102) of the noise filtered speech output vector so as to output a prediction residual and a
10 long term prediction gain,
encoding (104 - 120) the prediction residual so as to output an adaptive codebook vector including an index of impulse response functions of a filter and a vector gain,
formatting (121) the encoded speech packets,
15 wherein the step of encoding (104 - 120) comprises in the following order the steps of:
determination (104 - 109) of the gain by choosing a start value close to a theoretical optimal value, and
vector optimisation (110 - 120) by successive searching for
20 an extremum of an estimate function based on a recursively corrected correlation vector.
2. A method according to claim 1, wherein the gain is determined on the basis of the energy of the sampled speech
25 frame and the trace of the covariance matrix of a set of impulse response functions.
3. A method according to claim 1, wherein the gain is determined on the basis of the energy of the sampled speech
30 frame and the covariance term of a first impulse response function.

4. A method according to claim 1, wherein the gain is determined on the basis of the energy of the sampled speech frame and the frame length.

5 5. A method according to claim 2, wherein the optimum vector is determined by

adapting a correlation term of the sampled speech signal and the impulse response function to a previously found vector component and

10 reinserting the adapted correlation term into the estimate function.

6. A method according to claim 3, wherein the optimum vector is determined by

15 adapting a correlation term of the sampled speech signal and the impulse response function to a previously found vector component and

reinserting the adapted correlation term into the estimate function.

20

7. A method according to claim 4, wherein the optimum vector is determined by

adapting a correlation term of the sampled speech signal and the impulse response function to a previously found vector component and

25

reinserting the adapted correlation term into the estimate function.

8. A digital signal processor for processing electrical
30 signals to determine a codebook vector and a gain of said codebook vector comprising:

means for pre-processing (101) a sampled speech $s\{n\}$ in a signal pre-processor so as to output at least a noise filtered speech output vector and a channel noise estimate,

5 means for model parameter estimation (102) of the noise filtered speech output vector so as to output a prediction residual and a long term prediction gain,

means for encoding (104 - 118) the residual so as to output an adaptive codebook vector including an index of impulse response functions of a filter and a vector gain,

10 means for formatting (116) the encoded speech packets,

wherein encoding (104 - 109) is performed in the following order by:

means for determination (104 - 109) of the gain by choosing a start value close to a theoretical value, and

15 means for vector optimisation (110 - 120) by successive searching for an extremum of an estimate function based on a recursively corrected correlation vector.

9. An electronic apparatus comprising a digital signal processor for processing electrical signals to determine a codebook vector and a gain of said codebook vector, the digital signal processor comprising:

25 means for pre-processing (101) a sampled speech $s\{n\}$ in a signal pre-processor so as to output at least a noise filtered speech output vector and a channel noise estimate,

means for model parameter estimation (102) of the noise filtered speech output vector so as to output a prediction residual and a long term prediction gain,

30 means for encoding (104 - 118) the residual so as to output an adaptive codebook vector including an index of impulse response functions of a filter and a vector gain,

means for formatting (116) the encoded speech packets,

wherein encoding (104 - 109) is performed in the following order by:

means for determination (104 - 109) of the gain by choosing a start value close to a theoretical value, and

- 5 means for vector optimisation (110 - 120) by successive searching for an extremum of an estimate function based on a recursively corrected correlation vector.

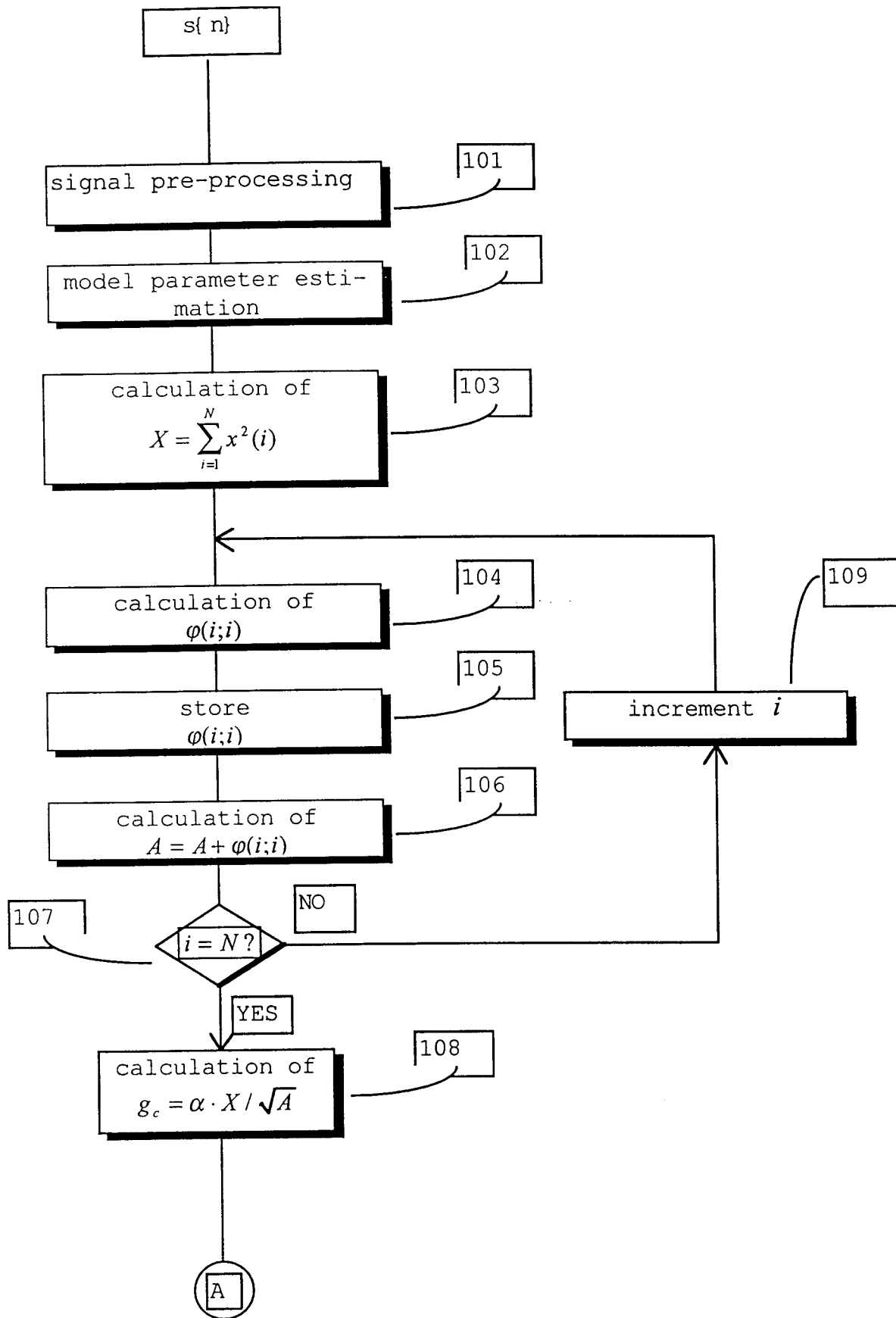


Fig. 1a

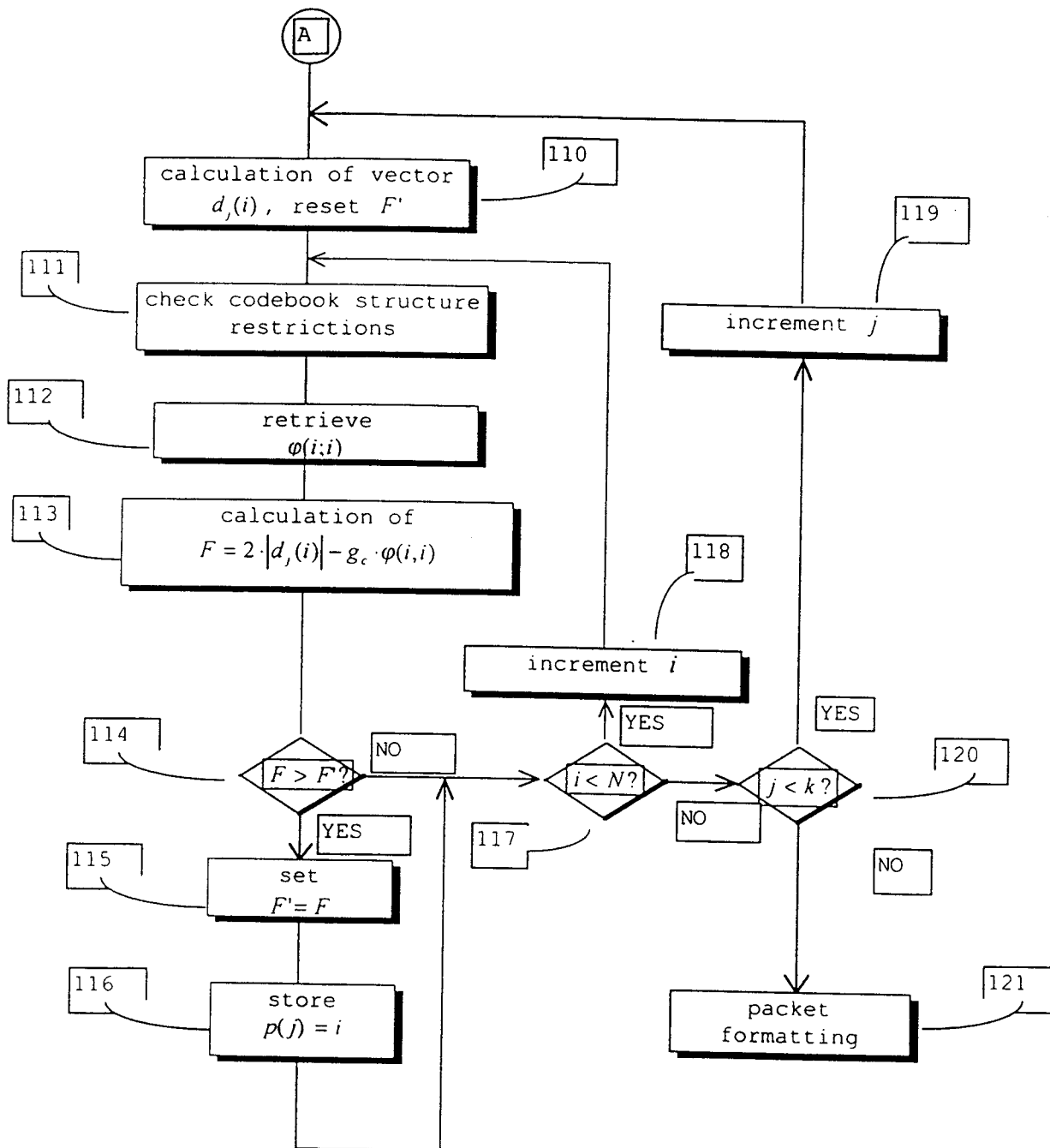


Fig. 1b

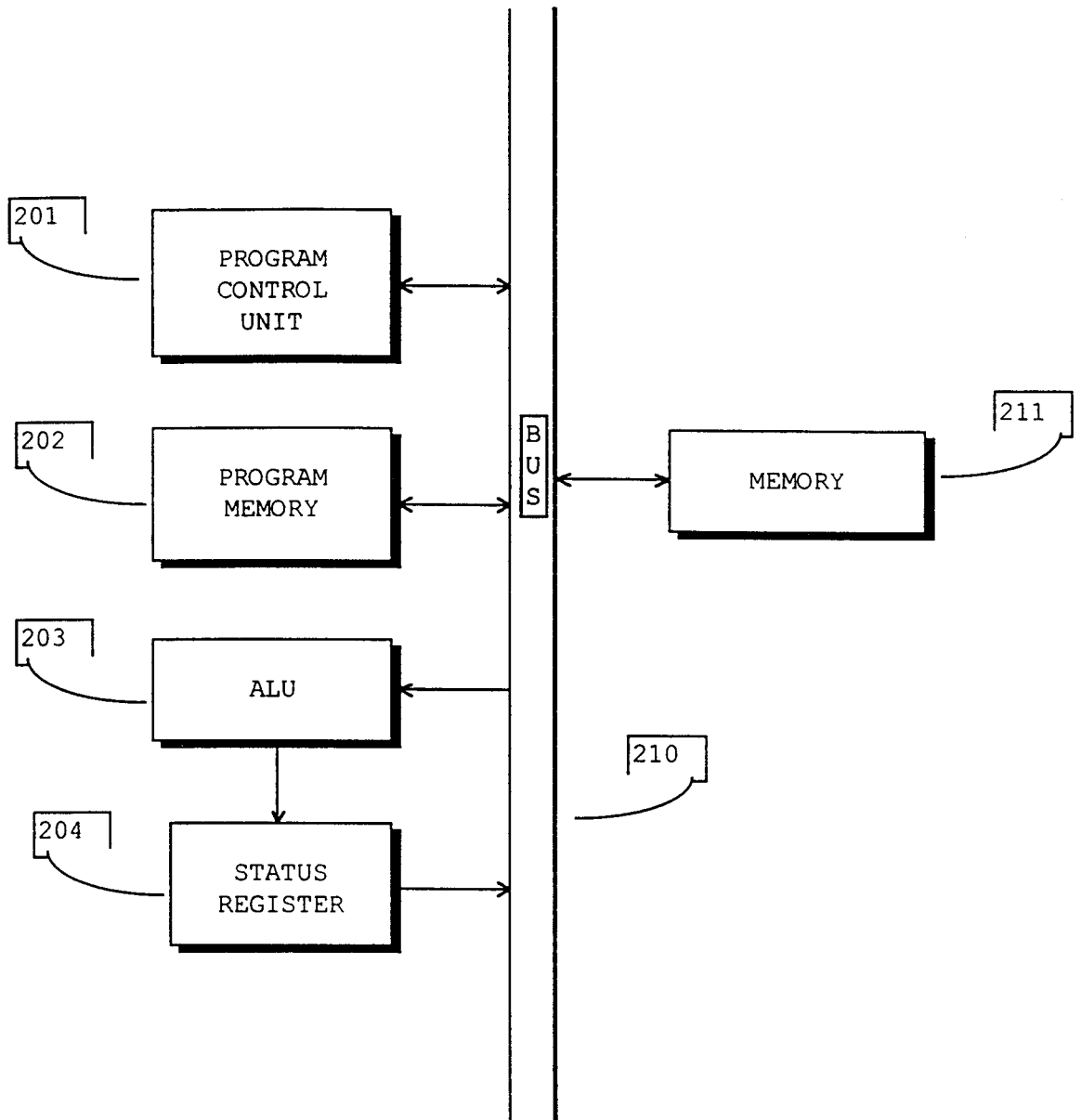


Fig. 2

INTERNATIONAL SEARCH REPORT

International Application No

PCT/RU 98/00041

A. CLASSIFICATION OF SUBJECT MATTER IPC 6 G10L9/14				
According to International Patent Classification (IPC) or to both national classification and IPC				
B. FIELDS SEARCHED				
Minimum documentation searched (classification system followed by classification symbols) IPC 6 G10L				
Documentation searched other than minimum documentation to the extent that such documents are included in the fields searched				
Electronic data base consulted during the international search (name of data base and, where practical, search terms used)				
C. DOCUMENTS CONSIDERED TO BE RELEVANT				
Category °	Citation of document, with indication, where appropriate, of the relevant passages	Relevant to claim No.		
A	EP 0 331 857 A (IBM) 13 September 1989 see page 3, line 46 - line 57 see page 7, line 1 - line 37; figures 2,3,5	1,8,9		
A	--- GALAND C R ET AL: "ADAPTIVE CODE EXCITED PREDICTIVE CODING" IEEE TRANSACTIONS ON SIGNAL PROCESSING, vol. 40, no. 6, 1 June 1992, pages 1317-1326, XP000305223 see page 1317, right-hand column, line 11 - line 42 see page 1319, left-hand column, line 30 - right-hand column, line 27; figure 4 --- -/--	1,8,9		
<table style="width: 100%; border: none;"> <tr> <td style="width: 50%; border: none;"> <input checked="" type="checkbox"/> Further documents are listed in the continuation of box C. </td> <td style="width: 50%; border: none;"> <input checked="" type="checkbox"/> Patent family members are listed in annex. </td> </tr> </table>			<input checked="" type="checkbox"/> Further documents are listed in the continuation of box C.	<input checked="" type="checkbox"/> Patent family members are listed in annex.
<input checked="" type="checkbox"/> Further documents are listed in the continuation of box C.	<input checked="" type="checkbox"/> Patent family members are listed in annex.			
° Special categories of cited documents :				
<table style="width: 100%; border: none;"> <tr> <td style="width: 50%; border: none;"> "A" document defining the general state of the art which is not considered to be of particular relevance "E" earlier document but published on or after the international filing date "L" document which may throw doubts on priority claim(s) or which is cited to establish the publication date of another citation or other special reason (as specified) "O" document referring to an oral disclosure, use, exhibition or other means "P" document published prior to the international filing date but later than the priority date claimed </td> <td style="width: 50%; border: none;"> "T" later document published after the international filing date or priority date and not in conflict with the application but cited to understand the principle or theory underlying the invention "X" document of particular relevance; the claimed invention cannot be considered novel or cannot be considered to involve an inventive step when the document is taken alone "Y" document of particular relevance; the claimed invention cannot be considered to involve an inventive step when the document is combined with one or more other such documents, such combination being obvious to a person skilled in the art. "&" document member of the same patent family </td> </tr> </table>			"A" document defining the general state of the art which is not considered to be of particular relevance "E" earlier document but published on or after the international filing date "L" document which may throw doubts on priority claim(s) or which is cited to establish the publication date of another citation or other special reason (as specified) "O" document referring to an oral disclosure, use, exhibition or other means "P" document published prior to the international filing date but later than the priority date claimed	"T" later document published after the international filing date or priority date and not in conflict with the application but cited to understand the principle or theory underlying the invention "X" document of particular relevance; the claimed invention cannot be considered novel or cannot be considered to involve an inventive step when the document is taken alone "Y" document of particular relevance; the claimed invention cannot be considered to involve an inventive step when the document is combined with one or more other such documents, such combination being obvious to a person skilled in the art. "&" document member of the same patent family
"A" document defining the general state of the art which is not considered to be of particular relevance "E" earlier document but published on or after the international filing date "L" document which may throw doubts on priority claim(s) or which is cited to establish the publication date of another citation or other special reason (as specified) "O" document referring to an oral disclosure, use, exhibition or other means "P" document published prior to the international filing date but later than the priority date claimed	"T" later document published after the international filing date or priority date and not in conflict with the application but cited to understand the principle or theory underlying the invention "X" document of particular relevance; the claimed invention cannot be considered novel or cannot be considered to involve an inventive step when the document is taken alone "Y" document of particular relevance; the claimed invention cannot be considered to involve an inventive step when the document is combined with one or more other such documents, such combination being obvious to a person skilled in the art. "&" document member of the same patent family			
Date of the actual completion of the international search <p style="text-align: center; font-size: 1.2em;">22 October 1998</p>		Date of mailing of the international search report <p style="text-align: center; font-size: 1.2em;">30/10/1998</p>		
Name and mailing address of the ISA European Patent Office, P.B. 5818 Patentlaan 2 NL - 2280 HV Rijswijk Tel. (+31-70) 340-2040, Tx. 31 651 epo nl, Fax: (+31-70) 340-3016		Authorized officer <p style="text-align: center; font-size: 1.2em;">Pulluard, R</p>		

INTERNATIONAL SEARCH REPORT

International Application No
PCT/RU 98/00041

C.(Continuation) DOCUMENTS CONSIDERED TO BE RELEVANT		
Category	Citation of document, with indication, where appropriate, of the relevant passages	Relevant to claim No.
A	WO 95 06310 A (PACIFIC COMM SCIENCES INC) 2 March 1995 see page 15, line 1 - page 21, line 21; figure 7 <p style="text-align: center;">---</p>	1,8,9
A	EP 0 501 420 A (NIPPON ELECTRIC CO) 2 September 1992 see page 4, line 4 - page 5, line 20 see page 7, line 58 - page 8, line 54; figure 3 <p style="text-align: center;">-----</p>	1,8,9

INTERNATIONAL SEARCH REPORT

...formation on patent family members

International Application No

PCT/RU 98/00041

Patent document cited in search report	Publication date	Patent family member(s)	Publication date
EP 0331857 A	13-09-1989	JP 1296300 A US 4933957 A	29-11-1989 12-06-1990
WO 9506310 A	02-03-1995	AU 5095193 A EP 0803117 A JP 9506182 T	21-03-1995 29-10-1997 17-06-1997
EP 0501420 A	02-09-1992	JP 2776050 B JP 4270400 A CA 2061803 A,C US 5485581 A	16-07-1998 25-09-1992 27-08-1992 16-01-1996